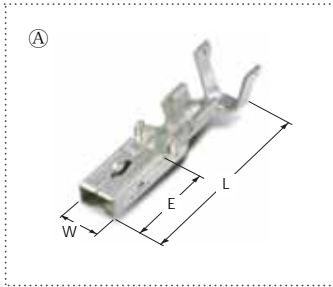


ITC CONNECTOR (INJECTOR)

TERMINAL

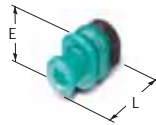


| Part No. | Wire Range | | Tab Thick. | Thick. | Material Finish | Dimension(mm) | | | Type |
|-------------|------------|--------------------|------------|--------|----------------------|---------------|-----|-----|------|
| | AWG | mm ² | | | | L | E | W | |
| ST 730532-3 | 20-18 | AVSS 0.5-0.85 | 0.8 | 0.3 | Copper Alloy Pre-Tin | 19.35 | 9.0 | 4.0 | Ⓐ |
| ST 730533-3 | 16-14 | AVSS 1.25 AVSS 2.0 | 0.8 | 0.3 | Copper Alloy Pre-Tin | 19.35 | 9.0 | 4.0 | |

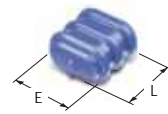
WIRE SEAL

| Part No. | Wire Range mm ² | Material | Color | Dimension(mm) | | Type |
|-----------|----------------------------|----------|-------|---------------|------|------|
| | | | | L | E | |
| MG 680697 | AVSS 1.25 | Silicone | Green | 8.6 | Ø7.5 | Ⓑ |
| MG 680698 | AVS 2.0, AVSS 2.0 | Silicone | Red | 8.6 | Ø7.4 | |
| MG 680893 | AVSS 0.5-0.85 | Silicone | Gray | 8.6 | Ø7.5 | Ⓒ |
| MG 680699 | Dummy Seal | Silicone | Blue | 8.2 | Ø7.4 | |

Ⓑ












Ⓒ



- ▶ Improved design of connector packing assures better sealing characteristics.
- ▶ Two-piece terminal design combining high durability and conductive materials to form more reliable contact area.

ITC CONNECTOR (INJECTOR)

HOUSING

| Poles | Plug housing for female terminal | Rear Holder |
|-------|--|--|
| 2 | <p>MG 640543-5</p>  | <p>MG 630550-7</p>  |
| 3 | <p>MG 640541-5</p>  | <p>MG 630579-7</p>  |
| 4 | <p>MG 640730-5</p>  | <p>MG 630731-7</p>  |
| 6 | <p>MG 640547-5</p>  | <p>MG 630551-7</p>  |
| 8 | <p>MG 640549-5</p>  | <p>MG 630552-7</p>  |